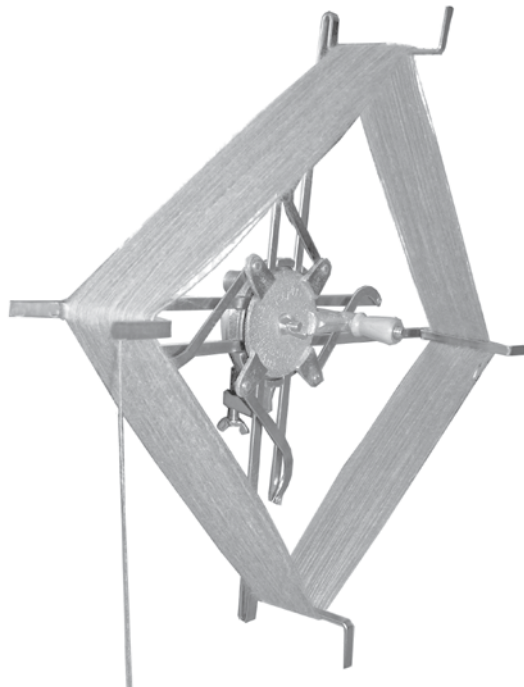





# FRINGE TWISTER

developed by Russ & Melody Lang

To twist fringe, decide on the number of strands to be included, and divide them into groups. Clamp one group into each clip, and holding the wooden crank in the center, crank clockwise as many times as desired or until the strands start to kink. Holding the ends of each group, remove them from the clips. Allow the bundles to entwine. Tie

**Double 5682-5683 \$20.00** ends together with  
**Triple 5683-5683 \$23.00** an overhand knot.  
**Quad 5684-5683 \$29.00**

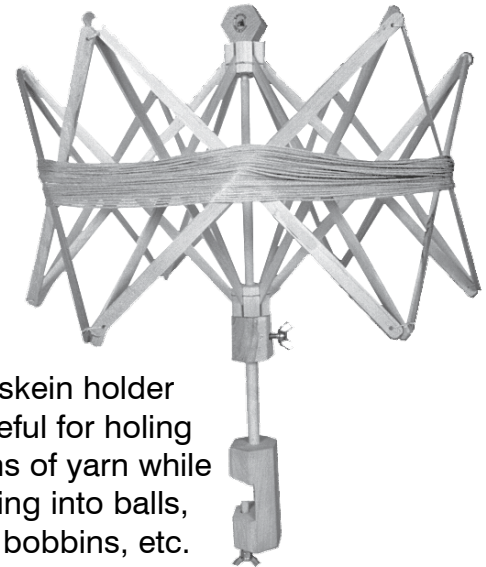


## SKEIN WINDER

Reel or swift (made of metal) which may be clamped to table top. Adjustable for different sizes of skeins, from 40" to 60" (102 cm to 150 cm) Clamps to a table top up to 1½" thick.

**6351-4000 \$314.00**

## UMBRELLA SWIFT



This skein holder is useful for holding skeins of yarn while winding into balls, onto bobbins, etc. Spins around smoothly. All wood construction. For table attachment. Circumference: adjustable up to 75" (188 cm) Dimensions when collapsed: 9¼" x 23" (25 x 58 cm)

**6350-2000 \$116.00**

