


NILUS II 36", 45" and 60"


Nilus II 4s jack



Nilus II
4s folded



Counter-balance
Nilus II



MODEL: JACK-TYPE

36"	1029-0000	4 Shaft Loom	\$2755.00
45"	1030-0000	4 Shaft Loom	\$3050.00
60"	1031-0000	4 Shaft Loom	\$3371.00

MODEL: COUNTER-BALANCE

36"	1026-0000	4 Shaft Loom	\$2755.00
45"	1027-0000	4 Shaft Loom	\$3050.00
60"	1028-0000	4 Shaft Loom	\$3371.00

New! 72" 1028-0072 4 Shaft Loom \$4725.00

MODEL: 8 SHAFT JACK-TYPE

36"	1029-0008	8 Shaft Loom	\$3290.00
45"	1030-0008	8 Shaft Loom	\$3825.00
60"	1031-0008	8 Shaft Loom	\$4227.00



NILUS II
JACK TYPE 8s

(Counter-balanced, Jack-type or Jack-type with back hinge treadles)

The Nilus II 4s is available in two versions- Jack or counterbalance. The 8s loom is available in 3 versions - Jack, Jack with Back Hinge Treadles and Countermarche. The Nilus II loom has been designed with a stabilizer foot, for better stability. The shed is always good with any tie-up combination. The counter-balanced version is built with an integrated shed regulator, so it is possible to weave any kind of material. On the jack-type version, the top can be easily removed, allowing easy access to the shafts for the addition or removal of heddles. Heddles used are 12½" (31.7 cm) long. It is a loom with independent shafts, guided by pegs at each side, preventing friction of the frames which are pushed upwards by an underneath mechanism. All Nilus II looms have non-sliding polyvinyl foot pads under the uprights to keep it solid on the floor. It is equipped with a friction brake giving perfect tension every time. The front cloth beam and back thread beam are removable for easy threading, and the warp beam is also removable for outside beaming when required. All looms are equipped with a regular plain beam to which a set of rake-like pieces can be added to convert it into a sectional warp beam. Special kits have been designed to convert the regular 4 shaft jack-type into an 8 shaft jack-type loom. A new back hinge treadle kit is also available. Any Nilus II 8 shaft can be upgraded to a back hinge treadle loom.

See page 26 for Equipment, Dimensions and Options



NILUS II 36", 45" and 60" JACK-TYPE WITH BACK HINGE TREADLES

As with all Loom designs there are some trade-offs. With the Jack Loom the problem most often cited was the difficulty in getting a good shed with 6+ Shaft weave construction. Our new design has overcome this problem.

The new design features the Treadles anchored at the rear of the Loom, with a new unique, Rocker mechanism that insures even tension on all Treadle Cords with the Treadles in both the rest or depressed position.


This new design provides the weaver with the ease of Leg Treadling multi Shaft designs, comparable to that of a 4 shaft.

In addition, a wide, clean shed is obtained on all Shafts. Using a new procedure, the new Treadle design retains the folding feature designed into the original Nilus II.

We, at Leclerc, are very excited about this new Jack Loom Treadling concept. This system is also available on the Nilus and Artisat loom.



	8 SHAFT LOOM WITH BACK HINGE TREADLES	KIT 4 MORE SHAFT WITH BACK HINGE TREADLES	BACK HINGE TREADLES KIT FOR EXISTING NUII 8S	BACK HINGE TREADLES KIT FOR EXISTING NUII 4S
36"	1029-3628 \$3692.00	1029-2836 \$2112.00	1029-3036 \$829.00	1029-4036 \$722.00
45"	1030-4528 \$4120.00	1030-2845 \$2300.00	1030-3045 \$910.00	1030-4045 \$749.00
60"	1031-6028 \$4655.00	1031-2860 \$2515.00	1031-3060 \$990.00	1031-4060 \$776.00



See page 26 for Equipment, Dimensions and Options



NILUS II 36", 45" and 60" COUNTERMARCHÉ BACK HINGE TREADLES

Our countermarche system has only one set of lams, two sets of pulleys above the shafts and one set of pulleys below. In a countermarche loom, every shaft is actively involved in each shed: each shaft is either lifted or pulled down by each pedal. Uneven sheds like 3 shafts against 1 are always large and clean. Because you actually lift or pull down every shaft, you never have any problem with one shaft floating when it should not. More details are in our technical report page 4.

New!

**TIE-UP SYSTEM
WITH LOOP CORD
(EASY AND FAST)**

**PRE-ADJUSTED
CABLES,
NO ADJUSTMENT
TO DO.**



NILUS II 8S COUNTERMARCHÉ LOOM BACK HINGE TREADLES

36"	1029-0018	\$4168.00
45"	1030-0018	\$4468.00
60"	1031-0018	\$4969.00

See page 26 for Equipment, Dimensions and Options



NILUS II (INFORMATION FOR ALL 4 MODELS)

STANDARD EQUIPMENT

- » 6 treadles
- » 1 steel reed, 6, 8, 10 or 12 dents per inch
- » Wire heddles, 12¹/₂" (31,7 cm)
- » 1 boat shuttle 11³/₄" 6122-3000
- » 1 doz. plastic bobbins 6133-6000
- » 1 reed & heddle hook 6141-7000
- » 2 lease sticks
- » 4 warp rods
- » 2 cords
- » 2 aprons
- » Book: "Warp and Weave"
- » Assembly instructions and Video

SPECIFICATIONS & DIMENSIONS

Weaving width	36" (90 cm)	45" 115 cm	60" 150 cm
Quantity of heddles (4 or 8s)	1000	1200	1500
Depth opened	4s = 48" 122 cm 8s = 51" 129 cm		
Depth closed	4s = 27 ¹ / ₂ " 70 cm 8s = 32" 81 cm		
Loom width	46" (117 cm)	55" 140 cm	70" 170 cm
Total Height	Jack = 49" 125 cm Counter-Balance = 58 ¹ / ₂ " 149 cm		
Front height	34 ¹ / ₂ " 87 cm		
Distance between the reed and breastbeam	13" 33cm		
Net weight	4s = 155 lbs 70 kg 8s = 190 lbs 86 kg	4s = 150 lbs 68 kg 8s = 205 lbs 93 kg	4s = 170 lbs 77 kg 8s = 250 lbs 113 kg

OPTIONS:

Weaving width	36" 90 cm	45" 115 cm	60" 150 cm
Extra charge for inserted eye (or tex-solv) heddles instead of wire heddles	1029-9836 \$86.00	1030-9845 \$107.00	1031-9860 \$141.00
Bench with open ends	6384-4000 \$487.00		
Sectional warp beam 1" sections	6441-4000 \$246.00	6441-5000 \$294.00	6441-6000 \$375.00
Sectional warp beam 2" sections	6442-4000 \$214.00	6442-5000 \$258.00	6442-6000 \$316.00
Double back beam	6432-3000 \$530.00	6432-4000 \$605.00	6430-6000 \$701.00
Flying shuttle beater	6471-4000 \$952.00	6471-5000 \$952.00	6471-6000 \$1017.00

Kit to transform a 4 shaft Nilus loom to an 8 shaft with back hinge treadles	1029-2836 \$2113.00	1030-2845 \$2167.00	1031-2860 \$2327.00
--	---------------------	---------------------	---------------------

